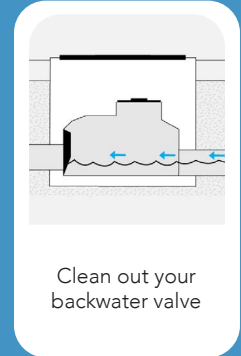
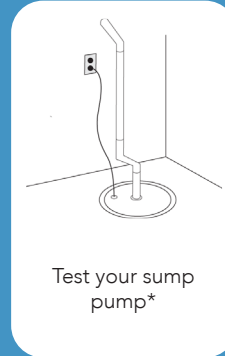




THREE STEPS TO COST-EFFECTIVE HOME FLOOD PROTECTION

Complete these 3 steps to reduce your risk of flooding and lower the cost of cleanup if flooding occurs. For items listed under step 3 check with your municipality about any permit requirements and the availability of flood protection subsidies. **Applicable only in homes with basements*

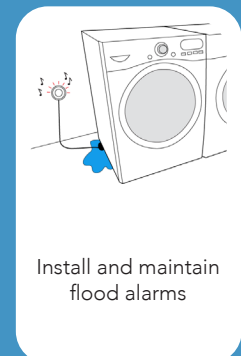
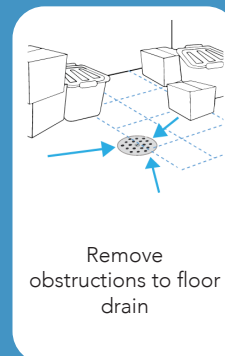
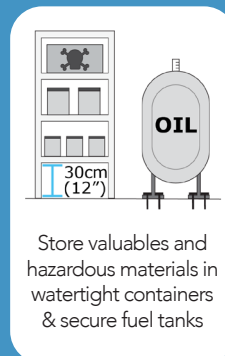
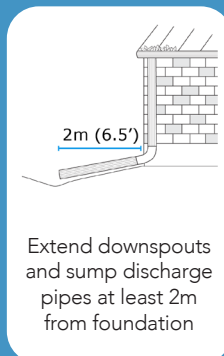
Step 1: Maintain What You've Got at Least Twice per Year

**Do-It-Yourself
for \$0**




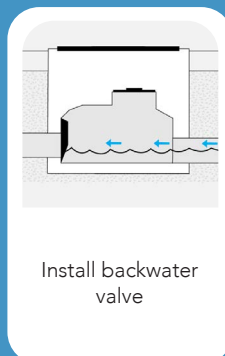
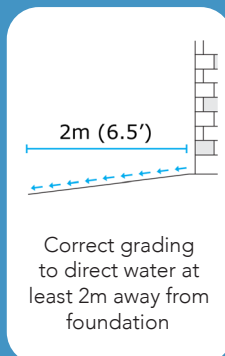
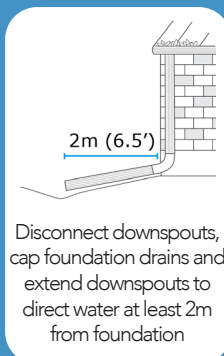
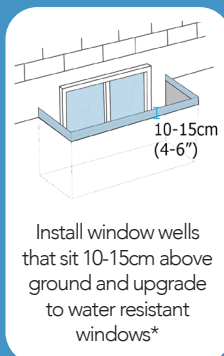
Step 2: Complete Simple Upgrades

**Do-It-Yourself
for Under \$250**



Step 3: Complete More Complex Upgrades

**Work with a
Contractor for
Over \$250**



Note: Not all actions will be applicable to each home. Completing these steps does not guarantee the prevention of flooding.