

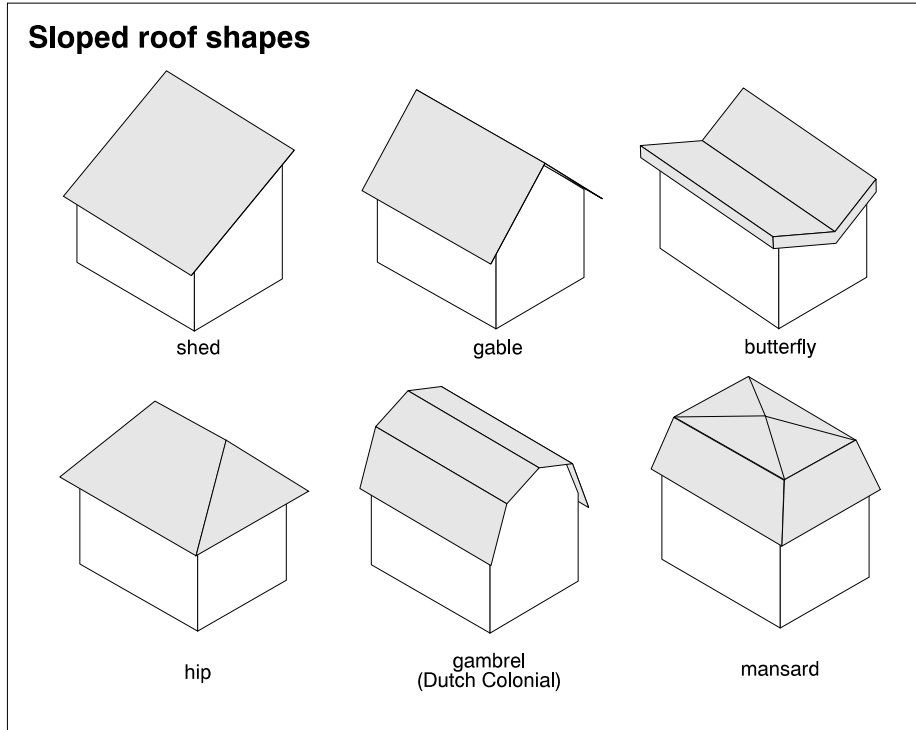
Exterior

MODULE

STUDY SESSION 1

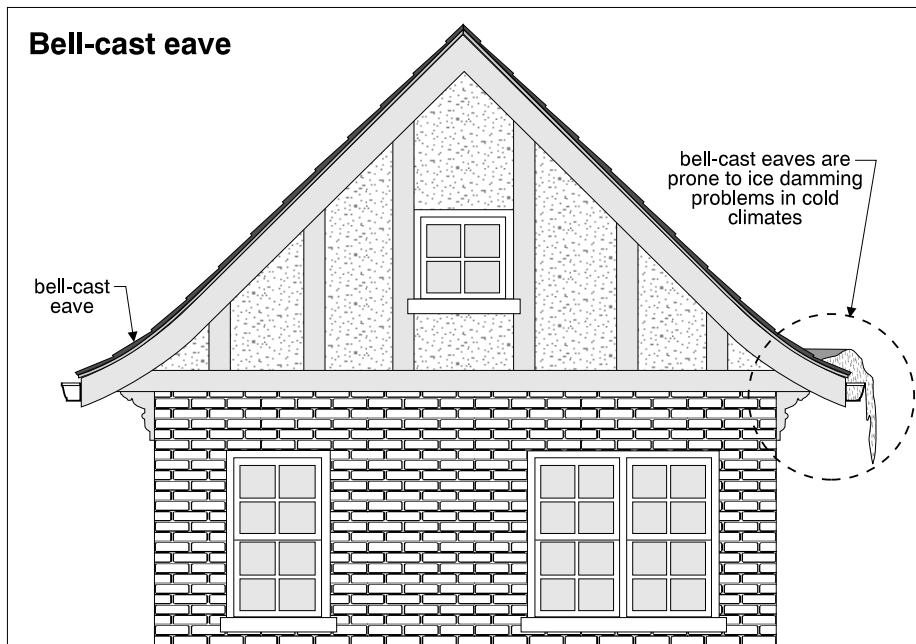
1. This section deals with some of the common building shapes and their respective roofing styles that help form the shape of a building.
2. At the end of this Study Session, you should be able to –
 - distinguish detached, semi-detached, and attached house types.
 - explain in one sentence how floor plans can be used to distinguish between different styles of houses.
 - list at least five types of sloped roofs.
 - explain in one sentence the functions of roof overhangs.
 - describe in two sentences how chimneys and dormers can be used to enhance the architectural style of a home.
 - list at least six common dormer shapes.
3. This Study Session should take you about 30 minutes to complete.
4. Quick Quiz 1 is included at the end. The answers can be written in your book.





Roof Plane

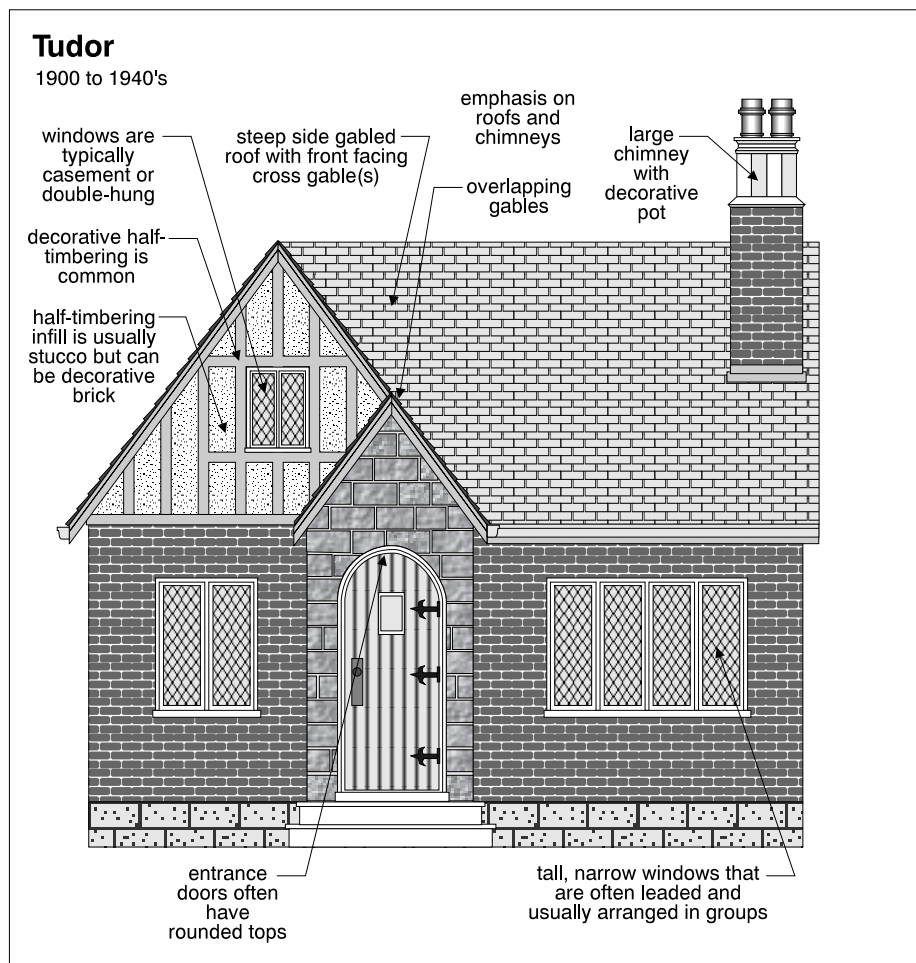
The plane of the roof is usually uniform. Some roofs, however have a sweep over their entire slope, or may have a flare on the lower part of the roof. This is sometimes called a **bell-cast eave**.



5.3.5 TUDOR

Half-timbering Tudor-style homes were most popular in the first 40 years of the twentieth century. These homes often have a lot of emphasis on roofs and chimneys. Tudor homes have steep pitched roofs and are usually side-gabled with one or more cross gables at the front, also steeply pitched. Decorative half-timbering is very common. Tall, narrow windows, sometimes with leaded muntins are common. Windows are usually grouped. Chimneys are usually massive and their pots at the top are decorative.

Gable details can include decorative vergeboards. The half-timbering infill is usually stucco, although it can be brick. Double-hung and casement windows are popular. Entrance doors often have rounded tops. Oriel windows are also common.



Exterior

MODULE

QUICK QUIZ 1

INSTRUCTIONS

- You should finish Study Session 1 before doing this Quiz.
- Write your answers in the spaces provided.
- Check your answers against ours at the end of the Section after the Final Test.
- If you have trouble with the Quiz, reread the Study Session and try the Quiz again.
- If you did well, it's time for Study Session 2.

1. Houses are basically _____ in shape.

2. List the three terms used to describe how a house connects or relates to its neighbors.

3. Are semidetached homes more common in rural or urban environments?

4. What is the difference between a linear plan house and a massed house?

